

DIE-RAISED ALUMINUM SIGNAGE

Supersine's® Die-Raised Aluminum™ Sign employs our exclusive one-piece stamped process that adds Grade 2 Braille cells to the traditional raised letters. This provides full compliance to the ADA requirements. Our unique process eliminates the danger of defacement through abrasion or vandalism, while remaining both economical & attractive.

We now offer white text on select letter styles of Die Raised Aluminum Signs.*

*30% up charge for white text. Material thickness .080

Room ID Signs




Standard Room Sign with 1" Black Helvetica copy on Supersine Yellow background.




1" Helvetica Silver copy with masked border on safety Blue background and Grade 2 Braille.



1" Helvetica Black copy on White background with Grade 2 Braille.



6" x 6" Number sign with extruded aluminum holders. 1" Helvetica numbers & Grade 2 Braille.



9" x 10" room sign with 1-1/4" Eurostile Silver letters on Forest Green background, raised border & Grade 2 Braille.



6" x 6" Model TMP. 5/8" Gold Helvetica copy & border on Dk. Bronze background with Grade 2 Braille.



Standard ADA restroom sign with 5/8" white Helvetica copy and symbols on safety blue background.

Available Fonts

HELVETICA MEDIUM

ABCDEFGHIJKLMNOPQRSTUVWXYZ
abcdefghijklmnopqrstuvwxyz & → / : 1234567890

SUPERSINE EUROSTILE EXTENDED

ABCDEFGHIJKLMNOPQRSTUVWXYZ
WXYZ & / : 1234567890

SUPERSINE EUROSTILE NORMAL

ABCDEFGHIJKLMNOPQRSTUVWXYZ & / :
1234567890

SUPERSINE SERIFED GOTHIC

ABCDEFGHIJKLMNOPQRSTUVWXYZ / :

SUPERSINE CONDENSED GOTHIC

ABCDEFGHIJKLMNOPQRSTUVWXYZ & / : 1234

SUPERSINE BLOCK GOTHIC

ABCDEFGHIJKLMNOPQRSTUVWXYZ & / : 1234

SUPERSINE RIBBON GOTHIC

ABCDEFGHIJKLMNOPQRSTUVWXYZ & / :
123


MINISTRY OF TRANSPORT REVISED

A B C D E F G H I J K L M N O P Q R S T U V
W X Y Z & 1 2 3 4 5 6 7 8 9 0

PROCESS

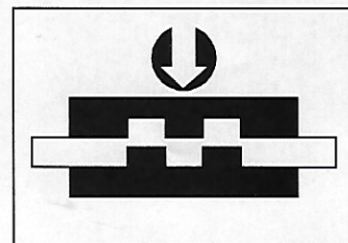
1

Supersine Process Die-Raised Letter Aluminum Signs are manufactured from .102 3003-H32 aluminum sheets, which are anodized in various standard colors & covered with a pressure-sensitive masking sheet. Male & female dies are employed to form the individual letters required.



2

Sign legends are die-raised using a combination of semi-shear & extrusions, to produce evenly raised characters & sharp well-defined edges.



3

The semi-shear action of the die cuts the masking layer cleanly around the raised character. This masking is retained on the raised characters & is removed from the sign background for final finishing with an acrylic polyurethane (smooth or wrinkle) ADA satin finish.

